



## Chip Card & Security

### Eurochip 66

SLE 6636

SLE 6636E

Intelligent 237–Bit EEPROM Counter  
for > 20000 Units with Security Logic and  
High Security Authentication

<b>SLE 6636/36E Short Product Information</b>		Ref.: SPI_SLE6636_1008.doc
<b>Revision History: Current Version 2008-10-14</b>		
Previous Releases: 2003-08-07		
Page	Subjects (changes since last revision)	
	New delivery form FCoS™, ordering information updated	
	Editorial updates	

**Important:** Further information is confidential and on request. Please contact:  
 Infineon Technologies AG in Munich, Germany,  
 Chip Card & Security,  
 Fax +49 (0)89 / 234-955 9372  
 E-Mail: security.chipcard.ics@infineon.com

**Published by Infineon Technologies AG, CCS Applications Group**  
**D-81726 München**  
**© Infineon Technologies AG 2008**  
**All Rights Reserved.**

**To our valued customers**

We constantly strive to improve the quality of all our products and documentation. We have spent an exceptional amount of time to ensure that this document is correct. However, we realise that we may have missed a few things. If you find any information that is missing or appears in error, please use the contact section above to inform us. We appreciate your assistance in making this a better document.

**Attention please!**

The information herein is given to describe certain components and shall not be considered as warranted characteristics.

Terms of delivery and rights to technical change reserved.

We hereby disclaim any and all warranties, including but not limited to warranties of non-infringement, regarding circuits, descriptions and charts stated herein.

Infineon Technologies is an approved CECC manufacturer.

**Information**

For further information on technology, delivery terms and conditions and prices please contact your nearest Infineon Technologies Office in Germany or our Infineon Technologies Representatives world-wide (see address list).

**Warnings**

Due to technical requirements components may contain dangerous substances. For information on the types in question please contact your nearest Infineon Technologies Office.

Infineon Technologies components may only be used in life-support devices or systems with the express written approval of Infineon Technologies, if a failure of such components can reasonably be expected to cause the failure of that life-support device or system, or to affect the safety or effectiveness of that device or system. Life support devices or systems are intended to be implanted in the human body, or to support and/or maintain and sustain and/or protect human life. If they fail, it is reasonable to assume that the health of the user or other persons may be endangered.

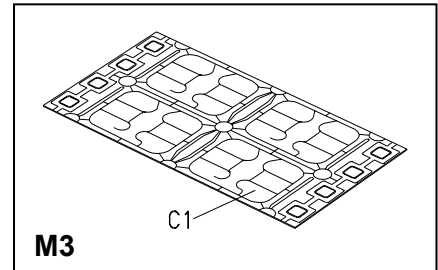
## Intelligent 237-Bit EEPROM Counter for > 20000 Units with Security Logic and High Security Authentication

### Features

- **Member of Eurochip Family with focus on state of the art security features**
- **221 bit EEPROM and 16 bit ROM**  
104 bit user memory
  - 64 bit Identification Area consisting of
    - 16 bit Manufacturer Code for unique identification of application
    - **SLE 6636:**
      - 8 bit Manufacturer data, card issuer dependent (ROM)
      - 40 bit for personalization data of card issuer (PROM)
    - **SLE 6636E:**
      - 48 bit for personalization data of card issuer (PROM)
  - 40 bit Counter Area including 1 bit for personalization (PROM/EEPROM)
- 133 bit additional memory for advanced features
  - 4 bit Counter Backup (anti-tearing flags)
  - 1 bit initiation flag for Authentication Key 2
  - 16 bit Data Area 1 for free user access
  - 48 bit Authentication Key 1
  - either 48 bit Data Area 2 for user defined data or 48 bit Authentication Key 2
  - 16 bit Data Area 3 for free user access
- **Counter with up to 33352 count units**
  - Five stage abacus counter
  - Due to testing purposes a maximum of 21064 count units is guaranteed
- **Counter tearing protection fully compatible with Eurochip Family**
  - Backup feature activated at choice by the terminal

Note: Counter tearing protection may be disabled permanently during the manufacturing phase on customer demand (Backup bits always „1“)
- **High security authentication unit**  
 Individual card authentication based on Extended Authentication mode of Eurochip 2
  - Individual secret Authentication Key 1
  - Optional individual secret Authentication Key 2
  - Random number as challenge
  - Calculation of up to 16 bit response
  - Calculation of a 16 bit response within 30 ms at a clock frequency of 100 kHz
 Additionally activation by terminal
  - Optional Response calculation with Cipher Block Chaining
  - Certification of the counter value

**Transport Code protection for delivery**
- **Contact configuration and Answer-to-Reset (synchronous transmission) in accordance to standard ISO/IEC 7816**



### **Features (cont'd)**

- **Chip circuitry and chip layout optimised for high security against physical and electrical signal analysis**

### **Advanced 1.2 µm CMOS-technology optimised for security layout**

- EEPROM-cells protected by shield
- Secure wiring for all security relevant signals
- Shielding of deeper layers via metal
- Sensory and logical security functions
- No isolation on backside necessary

### **Sophisticated electrical characteristics**

- Ambient temperature  $-40 \dots +80^{\circ}\text{C}$  for chip
- Supply voltage  $5 \text{ V} \pm 10 \%$  (Class A)
- Supply current  $< 1 \text{ mA}$  (typical  $400 \mu\text{A}$ )
- EEPROM programming time 3 ms
- ESD protection minimum 2,000 V, typical 4,000 V
- Endurance minimum 100,000 write/erase cycles/bit<sup>1)</sup>
- Data retention for minimum of 30 years<sup>1)</sup>

---

<sup>1)</sup> Values are temperature dependent

## 1 Ordering and Packaging information

**Table 1 Ordering Information**

Type	Package <sup>1)</sup>	Remark	Ordering Code	Access of 3rd byte
SLE 6636 C	Die (on Wafer)	unsawn	on request	Data of 3rd byte are programmed by Infineon exclusively
SLE 6636 D	Die (on Wafer)	sawn	on request	
SLE 6636 M3	T-M3.2-6		on request	
SLE 6636 MFC3	S-MFC3.1-6-1	FCoS™ <sup>2)</sup>	on request	
SLE 6636E C	Die (on Wafer)	unsawn	on request	Data of 3rd byte are programmed by the card manufacturer at personalization
SLE 6636E D	Die (on Wafer)	sawn	on request	
SLE 6636E M3	T-M3.2-6		on request	
SLE 6636E MFC3	S-MFC3.1-6-1	FCoS™ <sup>2)</sup>	on request	

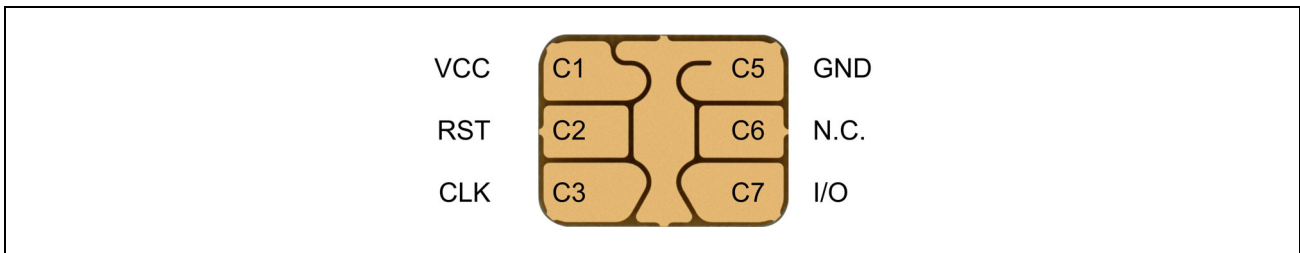
Additional ordering options: Counter tearing protection Enabled (on) or Disabled (off).

For more ordering information please contact your local Infineon sales office.

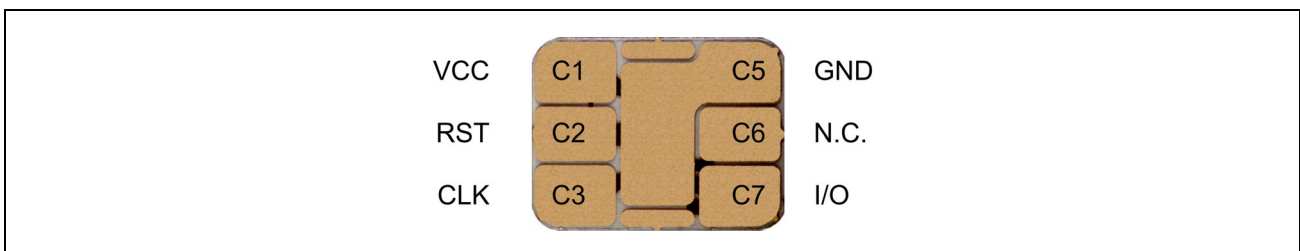
<sup>1)</sup> Available as a Module Flip Chip (MFC3), wire-bonded module (M3) for embedding in plastic cards or as a die on unsawn (C) / sawn wafer (D) for customer packaging

<sup>2)</sup> FCoS™ Flip Chip on Substrate

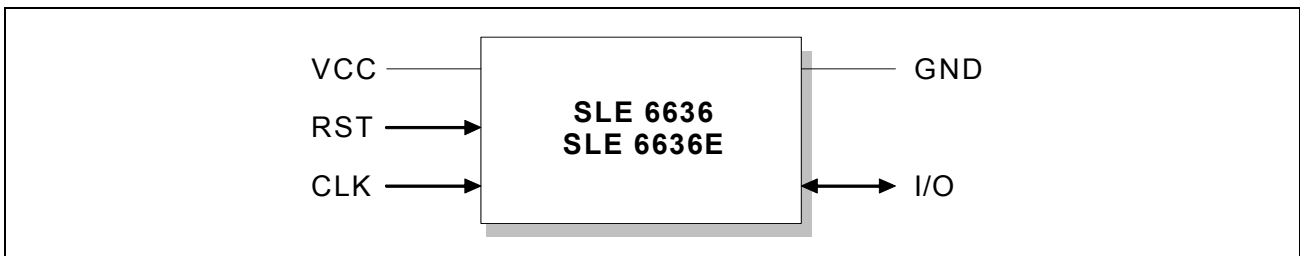
### Pin Description



**Figure 1 Pin Configuration Wire-bonded Module M3.2 (top view)**



**Figure 2 Pin Configuration Flip Chip Module MFC3.1 (top view)**



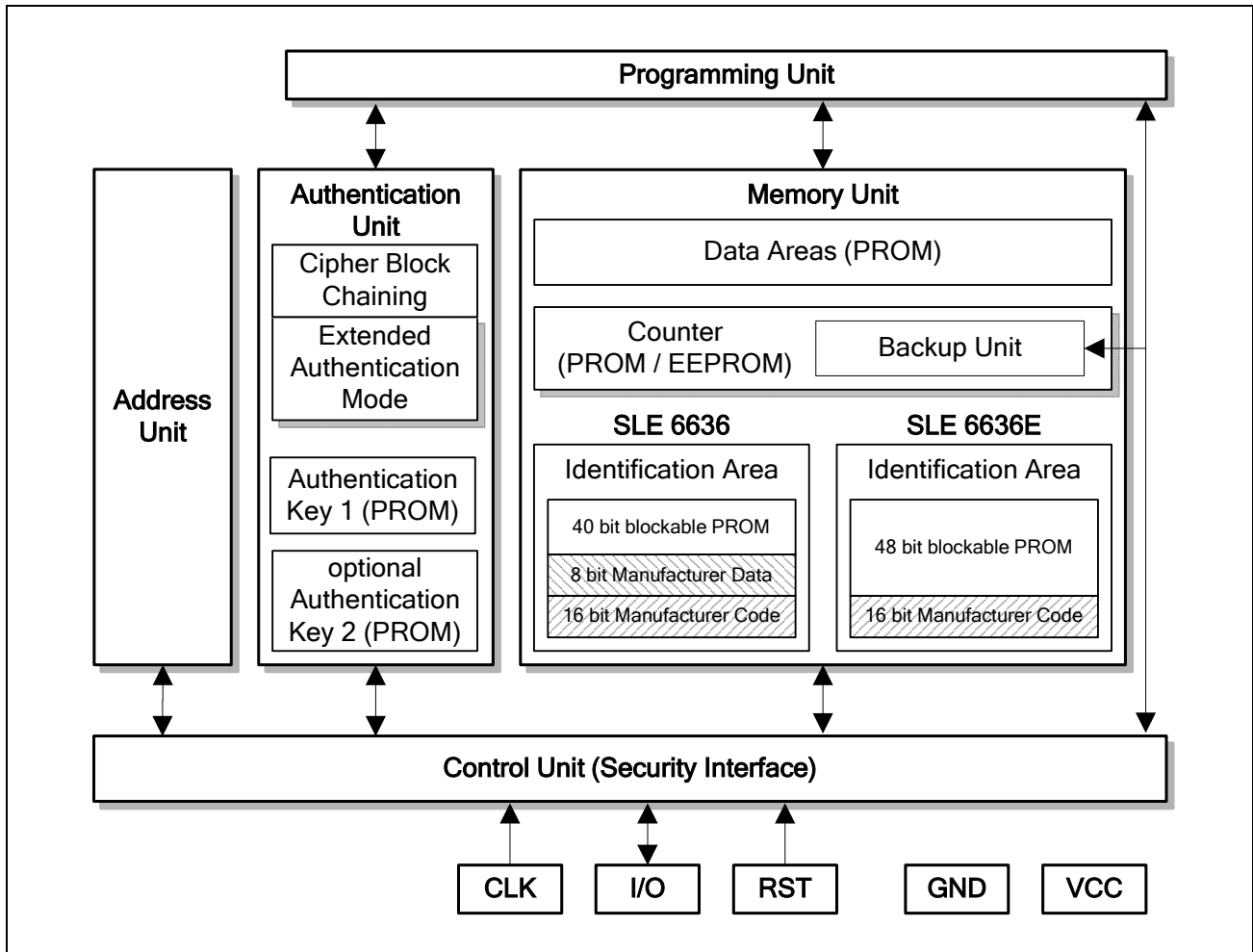
**Figure 3 Pad Configuration Die**

**Table 2 Pin Definitions and Functions**

Card Contact	Symbol	Function
C1	VCC	Supply voltage
C2	RST	Control input (Reset Signal)
C3	CLK	Clock input
C5	GND	Ground
C6	N.C.	Not connected
C7	I/O	Bi-directional data line (open drain)

## 2 Circuit Description

SLE 6636/36E is designed for applications in prepaid telephone cards. The chip consists of an EEPROM memory of 221 bit, a ROM of 16 or 24 bits respectively, a control/security unit and a special computing unit for chip authentication.



**Figure 4 Block Diagram**

- **Memory Unit**
  - Manufacturer Code (16-Bit Code) and Manufacturer Data (3<sup>rd</sup> Byte) for unique coding of an application. For SLE 6636E its recommended to use the 3<sup>rd</sup> byte for administration purpose to uniquely identify the application by the 16-bit manufacturer code and the 3<sup>rd</sup> byte;
  - Identification Data (e.g. serial number, expiry date);
  - Counter;
  - Data Areas.
- **Address Unit**  
Setting of the address counter is synchronously with the CLK.
- **Programming Unit**  
The programming voltage for the EEPROM/PROM is generated internally.
- **Backup Unit**  
Tearing a card out of a reader is indicated optionally.

**Note:** The product can be delivered with this feature permanently disabled in manufacturing phase (Backup bits always „1“)

- **Authentication Unit**  
The secret algorithm offers a challenge & response procedure for individual card authentication based on the Extended Authentication Mode of Eurochip 2; the optional use of Cipher Block Chaining allows the certification of a counter decreasing procedure.
- **Security Interface**  
Ensures a minimum and a maximum frequency and proper logical voltage levels controlled by sensors.

### 3 Migration

SLE 6636/36E is a Member of Infineon's Telecom ICs family.

#### **Sophisticated technology**

IMEM ratio technology offers sophisticated security features compared to NMOS technology. Due to low power consumption SLE 6636/36E is suited best for line-powered phones.

#### **Functional compatibility**

- Identification and Counter are fully functional compatible with existing members of Eurochip Family and SLE 4406SP/06SPE products for easy upgrade to higher security levels.
- Authentication fully compatible with Extended Authentication mode of Eurochip 2 (SLE 5536/36E) using Authentication Key 1 and optional Authentication Key 2.
- and optional Cipher Block Chaining of Eurochip 2 (SLE 5536/36E).

#### **Security by authentication**

Use of authentication is optional and controlled by the terminal. This allows smooth upgrade of the terminals with a Security Access Module (SAM).

##### Notes:

- SLE 6636/36E supports Extended Authentication only (recommended variant), thus systems using Basic Authentication with Eurochip 1 (SLE 4436/36E) or Eurochip 2 (SLE 5536/36E) shall be checked for support of Extended Authentication.
- Systems requiring Basic Authentication may use SLE 6636com / SLE 6636Ecom.  
For more information please contact your local Infineon sales office.